


## Step Light Retrofit – LED



Note: Pictures are for references only. Final product will vary depending on specified step light fixture



### Features

The Teslyte RF-SL series is a high-quality LED retrofit lamp replacement for step lights, custom made to fit inside a specified fixture with ready to install hardware and bracket making installation extremely easy. Using high performance LEDs and driver to provide more lumens output with less energy usage.

- Suitable for use in an indoor or outdoor fully sealed fixture
- LED: 6.5W (700 Lumens), or 13W (1300 Lumens) compare to a 25W T6 incandescent at 130 Lumens
- Dimming options
- Applications: Residential or Commercial outdoor
- Mounting: Hard wired, fixed mount with terminal block or quick connector for easy wiring
- Warranty
  - 5 year warranty
  - UL classified
  - RoHS compliant

### Ordering Information

Product code	Voltage	Distribution	Wattage	CCT (K)	Finish	Optional
RF-SLxx	U	G			WH	
xx- Inside Dimension	U- Unv	G- General	6W5- 6.5W 13W- 13W	30- 3000K 40- 4000K 50- 5000K	WH-White	ND- Non-dimmable D- Dimmable



Note: Fixtures must be grounded in accordance with national, state, and/or local electrical codes. Failure to do so may result in serious personal injury

### Product Specifications

6.5W	13W
700 lms- 107.6 LPW @ 4000k	1300 lms- 100 LPW @ 4000k

### Fixture Size Options

This retrofit design is specific custom-fit to any step light fixtures. Sample step light fixtures:

	
Width: 9.75"; Height: 3.6"; Depth: 4.5"	Width: 19.2"; Height: 3.6"; Depth: 4.5"