

## Landscape Bullet TL7066

Project:

Location:

Catalog #:

Quantity:

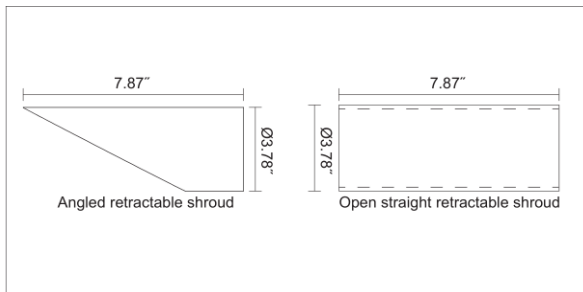
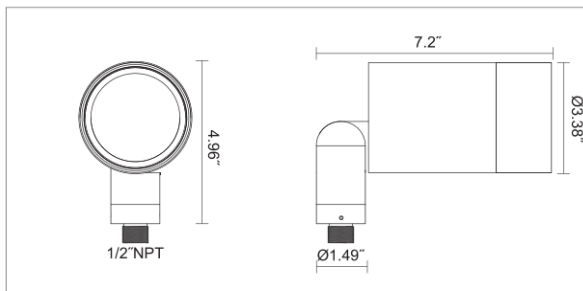


### Features

Teslyte TL7066 model is a small dimmable LED landscape bullet with an adjustable 180° tilt and 360° rotation. Various beam patterns, louvers, and retractable angle or straight shrouds can be combined to create multiple lighting effects and suitable for any landscape illumination, sign lighter, or other area and architectural accenting needs.

- Housing:
  - Die-casting aluminum housing and cover ring
  - Silicon rubber gasket
  - Powder coat finish that provides superior resistance to corrosion and weathering.
- Optical Lens:
  - High Intensity Tempered glass.
  - A variety of beam angles
- LEDs:
  - Highly efficient integral COB LED and driver.
- Applications:
  - Landscape, architectures, buildings and outdoor areas.
- Ratings:
  - IP65 - Suitable for wet locations.
- Warranty: 5-year warranty.

### Mechanical Dimensions & Technical Features



**Input Voltage: 120Vac (without dimming/Triac dimming)**

**120-277Vac (with dimming)**

| <b>Lumen Output: (standard)</b> |              |              |              |              |
|---------------------------------|--------------|--------------|--------------|--------------|
|                                 | <b>2700K</b> | <b>3000K</b> | <b>3500K</b> | <b>4000K</b> |
| <b>12W</b>                      | 881          | 917          | 929          | 931          |

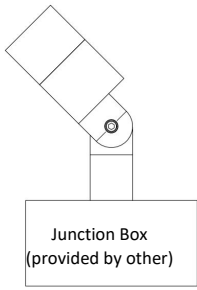
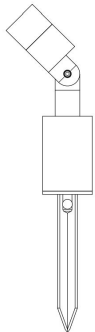


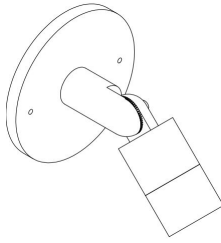
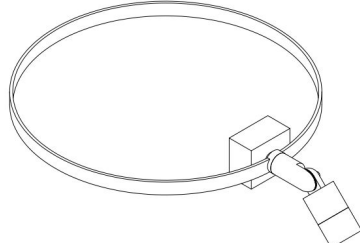
| <b>High Lumen Output: (Option P)</b> |              |              |              |              |
|--------------------------------------|--------------|--------------|--------------|--------------|
|                                      | <b>2700K</b> | <b>3000K</b> | <b>3500K</b> | <b>4000K</b> |
| <b>12W</b>                           | 1039         | 1084         | 1103         | 1113         |

**Ordering Information**

| Product code              | Wattage         | CCT  | Beam Angle   | Ra                               | Shroud   | Finish  | Mounting/Option   |
|---------------------------|-----------------|--|--|----------------------------------|--|---|---|
| <b>TL7066</b>             | - [ ]           | - [ ]  | - [ ]  | - [ ]                            | - [ ]  | - [ ]   | - [ ] [ ]   |
| Input Voltage:<br>120 Vac | <b>C12-</b> 12W | <b>27-</b> 2700K<br><b>30-</b> 3000K<br><b>35-</b> 3500K<br><b>40-</b> 4000K | <b>15-</b> 15°<br><b>25-</b> 25°<br><b>40-</b> 40°<br><b>AH-</b><br>H55° x V20°<br><b>AV-</b><br>H20° x H55° | <b>80-</b> R80<br><b>90-</b> R90 | <b>NS-</b> No Shroud<br><b>AS-</b> Angled<br>Retractable<br>Shroud<br><b>OS-</b> Open<br>Retractable<br>Shroud | <b>B-</b> Black<br><b>W-</b> White<br><b>G-</b> Gray<br><b>Z-</b> Mineral<br>Bronze<br><b>S-</b> Silver | <b>-KAJ</b><br><b>-KAS</b><br><b>-KPC</b><br><b>-KPS</b><br><b>-KAT</b><br><b>-KAC</b><br><br><b>D-</b> 0-10V<br>dimming<br>(Input: 120-277Vac)<br><br><b>H-</b> Honey-comb<br>Louver<br><br><b>P-</b> High lumen<br>output<br><br><b>C-</b> Color filter<br>(consult<br>factory) |

Note: Fixtures must be grounded in accordance with national, state, and/or local electrical codes. Failure to do so may result in serious personal injury

**Mounting Options**

|  |   |  |   |
|--|---|--|---|
| <b>-KAJ</b><br><br>Junction Box<br>(provided by other)   | <b>-KAS</b><br> | <b>-KPC</b><br>   | <b>-KPS</b><br> |
| Junction Box mounting  | Stake mounting  | Power pile with conduit  | Power pile with stake   |
| <b>-KAC</b><br>   |   | <b>-KAT</b><br> |   |
| Canopy mounting  |   | Tree ring  |   |
| <b>Note:</b> <ul style="list-style-type: none"> <li>Wiring compartment, stake, power pile, tree ring and canopy are accessories.</li> <li>Different size and shape of the stake, power pile, tree ring and canopy are available, contact manufacturer representative for details.</li> </ul> |   |  |   |