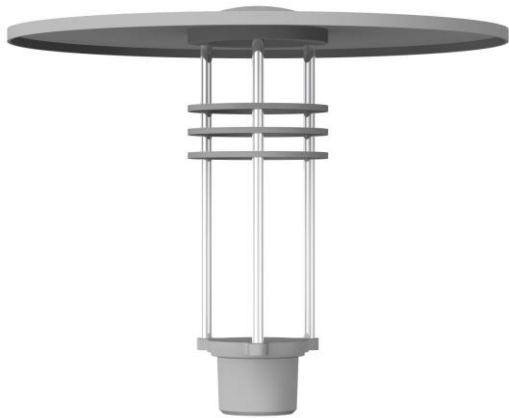


## Barcelona Family LED Post Top



Project:

Location:

Catalog #:

Quantity:

### Features

The Teslyte TL-PT-5TD Series is an architecturally designed post top, with durable construction, for area lighting applications. This post top luminaire provides superior photometric performance and is an excellent choice for the enrichment of walking paths, parks and residential communities.

- **Housing:**
  - Top shade is made of thick corrosion resistant aluminum spinning
  - Three heavy gage aluminum trusts and a set of 3 aluminum louvers
  - The lower cast aluminum housing
  - Powder coat gray finish or any standard RAL color
- **LEDs**
  - Integral highly efficient LED module and driver
- **Optical Lens:**
  - High performance type III and V distribution
  - Full cutoff
- **Application: Commercial outdoor**
  - Mounting: 3" or 4" Post top mount for 2-3/8" OD Tenon
- **Warranty:**
  - UL listed, suitable for wet location
  - 5 years warranty

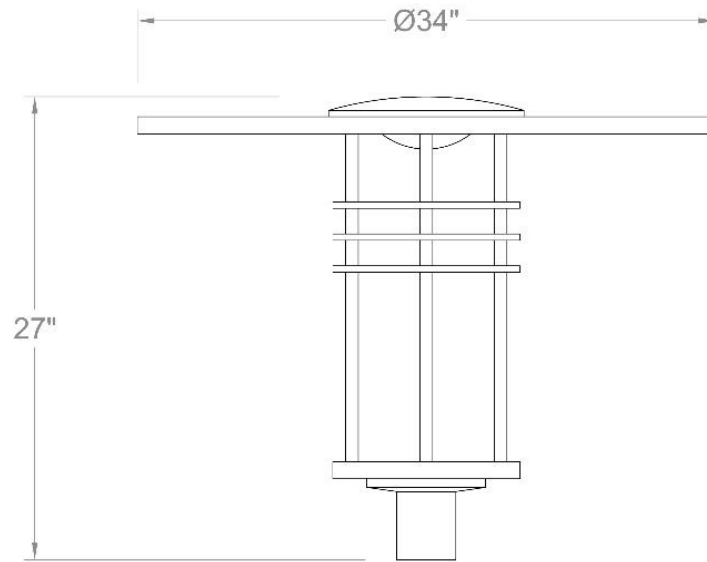
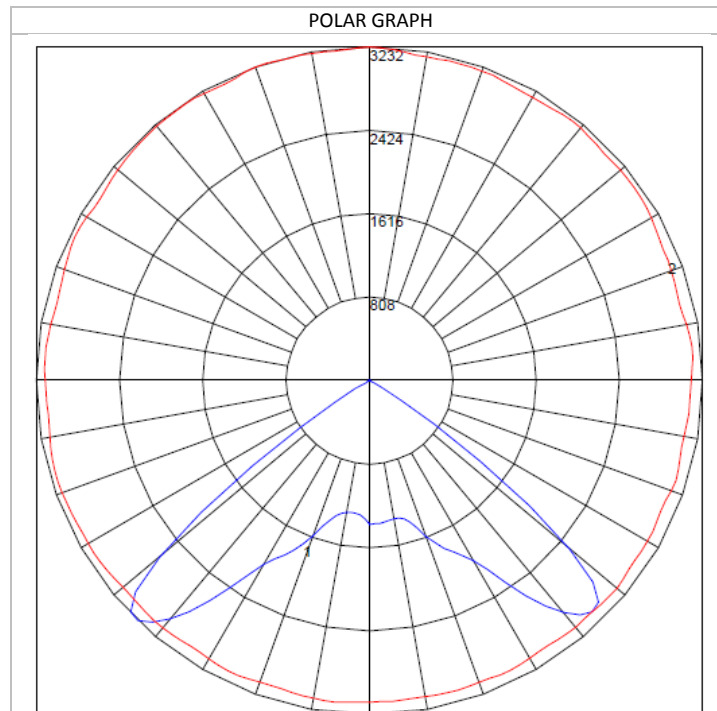
### Ordering Information

Product code	Diameter	Voltage	Distribution	Wattage	CCT (K)	Finish	Optional
<b>TL-PT-5TD</b>	<b>3</b> 3 - Ø34"	<b>U</b> - Unv. <b>1</b> - 120V <b>2</b> - 277V	<b>3</b> - Type III <b>4</b> - Type IV <b>5</b> - Type V	<i>(1) Use Product Specifications table below for Wattage option code i.e. 25W or 80W</i>	<b>40</b> - 4000K <b>50</b> - 4000K	<b>BR</b> - Bronze <b>GR</b> - Gray <b>C</b> - Custom	<b>D</b> - Dimmable <b>P</b> - Photo Sensor

Note: Fixtures must be grounded in accordance with national, state, and/or local electrical codes. Failure to do so may result in serious personal injury

### Product Specifications

<sup>(1)</sup> Wattage code	<b>25W</b> - 25W	<b>40W</b> - 40W	<b>50W</b> -50W	<b>60W</b> -60W	<b>80W</b> -80W
	2875lms 115 LPW @4000k	4600lms 115 LPW @4000k	5750 lms 115 LPW @4000k	6900 lms 115 LPW @4000k	9200 lms 115 LPW @4000k
	3125lms 125 LPW @5000k	5000lms 125 LPW @5000k	6050 lms 125 LPW @5000k	7500 lms 125 LPW @5000k	10,000 lms 125 LPW @5000k

**Mechanical Dimensions**

**Light Distribution**


IES Classification Type VS  
 Luminaire Efficacy Rating (LER) 99  
 Maximum Candela 3231.81  
 Maximum Candela Angle 110H 44V  
 Cutoff Classification (deprecated) Full Cutoff